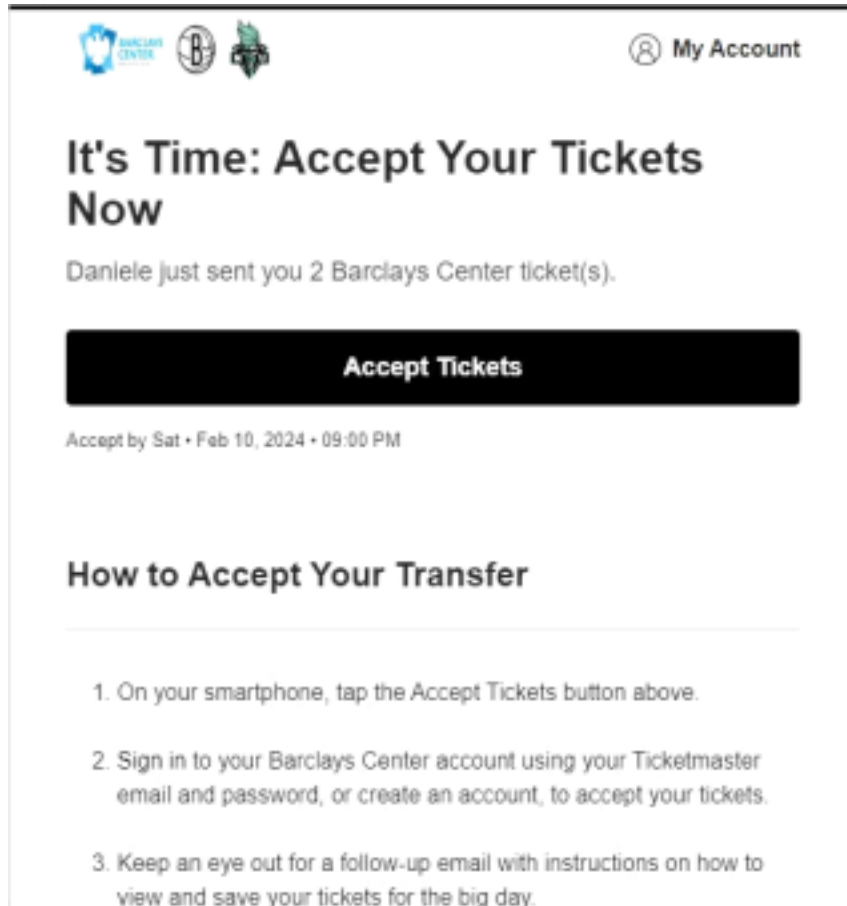


INSTRUCTIONS TO DOWNLOAD TICKETS - TICKETMASTER

•Once you have bought your tickets, you will receive an email from Ticketmaster to accept your tickets over the next few days. The email will look like this:



•Click on **Accept Tickets**.

•If you already have a Ticketmaster account that was created using the same email you used during the booking process, you can sign in immediately. If this is not the case, you must scroll to the bottom of the page to create a new account (**New to Ticketmaster? Sign Up**).

The account must be created with the same email used in the booking process.

Sign In to Barclays Center

Powered by *ticketmaster*

New to Ticketmaster? [Sign Up](#)



Important Account Update

You can now use the same email and password for both your Barclays Center ticket account and your Ticketmaster account.

Barclays Center ticket holder? Use your existing email to sign in and update your password if prompted.

New here? Use your Ticketmaster email and password.

[Learn more](#)

Email

Password

 [SHOW](#)

Remember Me

[Forgot Password?](#)

By continuing past this page, you agree to the [Terms of Use](#) and understand that information will be used as described in our [Privacy Policy](#).

[Sign in](#)

• To keep your account safe, Ticketmaster will ask you to verify your email address and phone number. **It is important to add your phone number with no special characters (dashes, parentheses, spaces, symbols, etc).** After this, you'll receive an SMS from Ticketmaster with the code you must enter to verify your phone number,

To verify your email address, you'll receive an email with a code that you must also enter on the corresponding webpage:

VERIFIQUE SU CORREO ELECTRÓNICO Y NÚMERO DE TELÉFONO

Para mantener tu cuenta segura, necesitamos verificar tanto tu correo electrónico como tu teléfono. Visita nuestro [Centro de Ayuda](#) si necesitas asistencia.



Añadir y Verificar tu Número de Teléfono

REQUERIDO

Para verificar tu número de teléfono, te enviaremos un código único.

[Añadir mi teléfono](#)



Verifica tu correo electrónico

REQUERIDO

Para verificar tu correo, te enviaremos un código único.

[Verificar mi correo electrónico](#)

- Once you've verified your email and phone number, you will be able to access your Ticketmaster account and your tickets will be automatically available here.
- Once the tickets have been accepted, download the **Barclays Center App**:



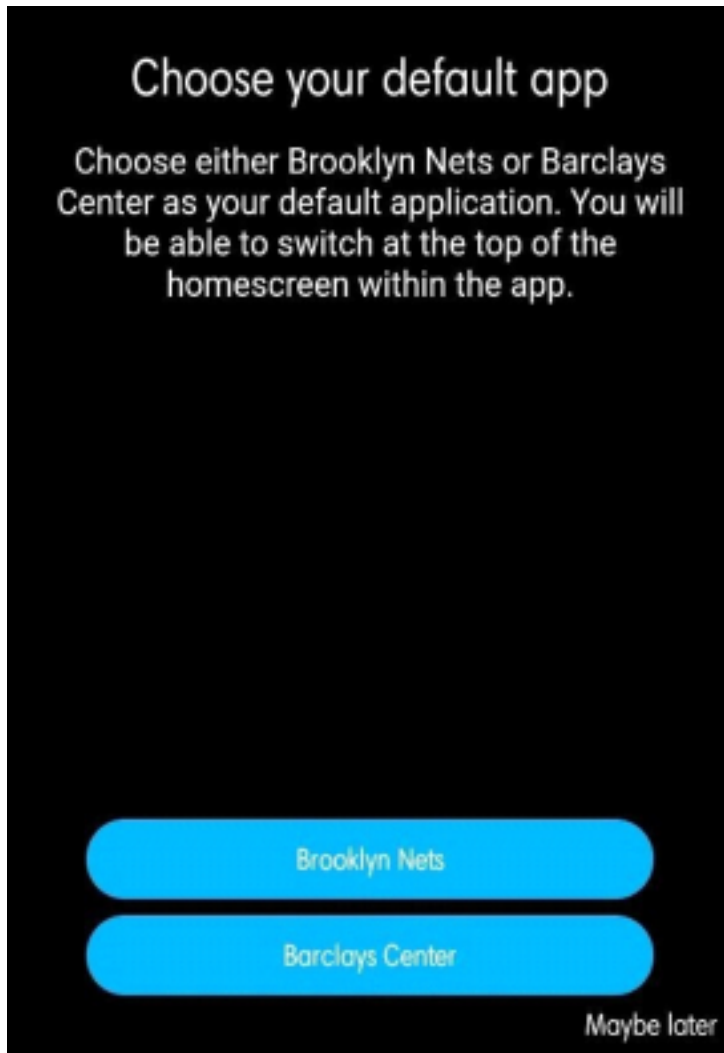
Brooklyn Nets/Barclay...

Brooklyn Nets

Contiene anuncios

[Instalar](#)


On the app, you'll be asked to select between the Brooklyn Nets and Barclays Center as your default app. You must select the first: **Brooklyn Nets**.





Once you've arrived at the main page, click on "Tickets" at the bottom:

You will be asked to log into your Ticketmaster account (please remember that you must use the **same email you put down when booking with Civitatis**).



Once you've signed in, you'll be able to see your tickets under the "Tickets" page.

When you access the venue, the staff will **scan the tickets from the "Tickets" page on your phone** (not in printed format). You must also **bring a photo ID**.