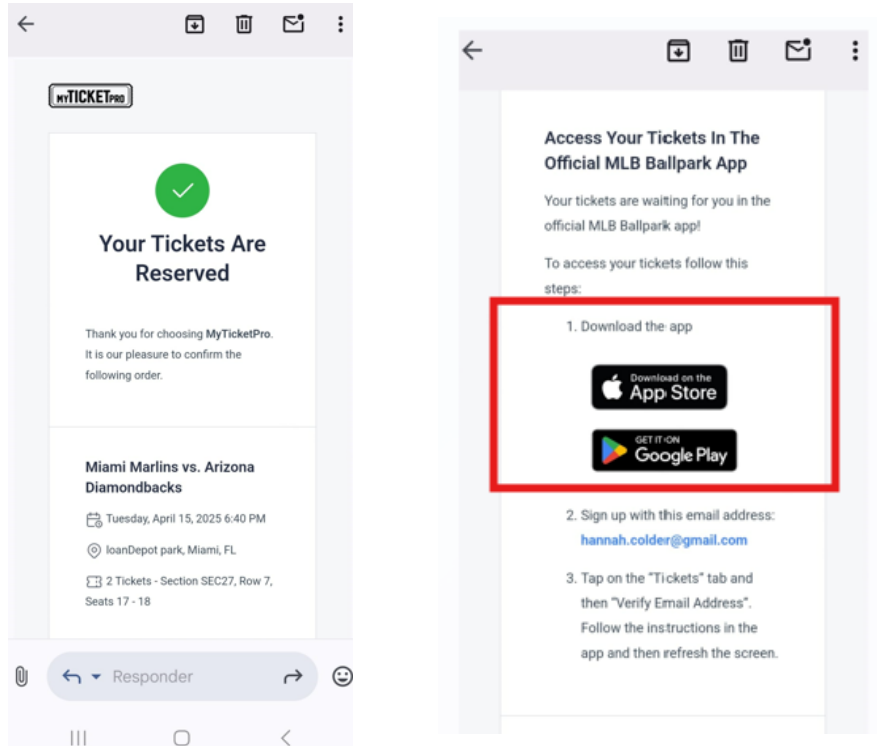


Once you've bought your tickets at Civitatis.com, you'll receive an email from MyTicketPro (confirmation@myticketpro.app). From that email, you can download the official MLB app to be able to access your tickets:




When you download the MLB app, you'll have to create an account **using the same email address that you used to complete the purchase at Civitatis.com:**

<

Crear una Cuenta

Crema una cuenta MLB para comprar y acceder a tus entradas digitales para todos los estadios de MLB.

Dirección de Correo Electrónico

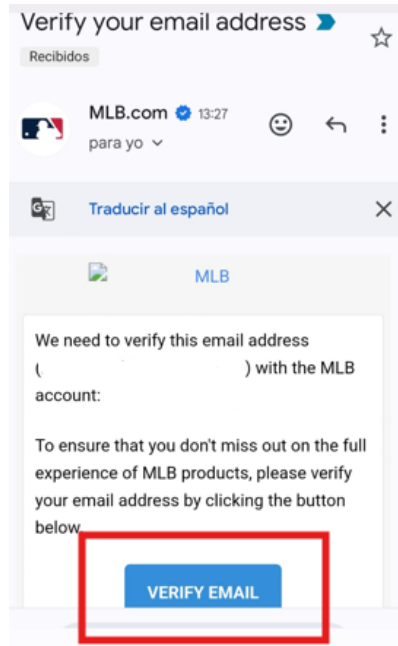
Contraseña 

Nombre

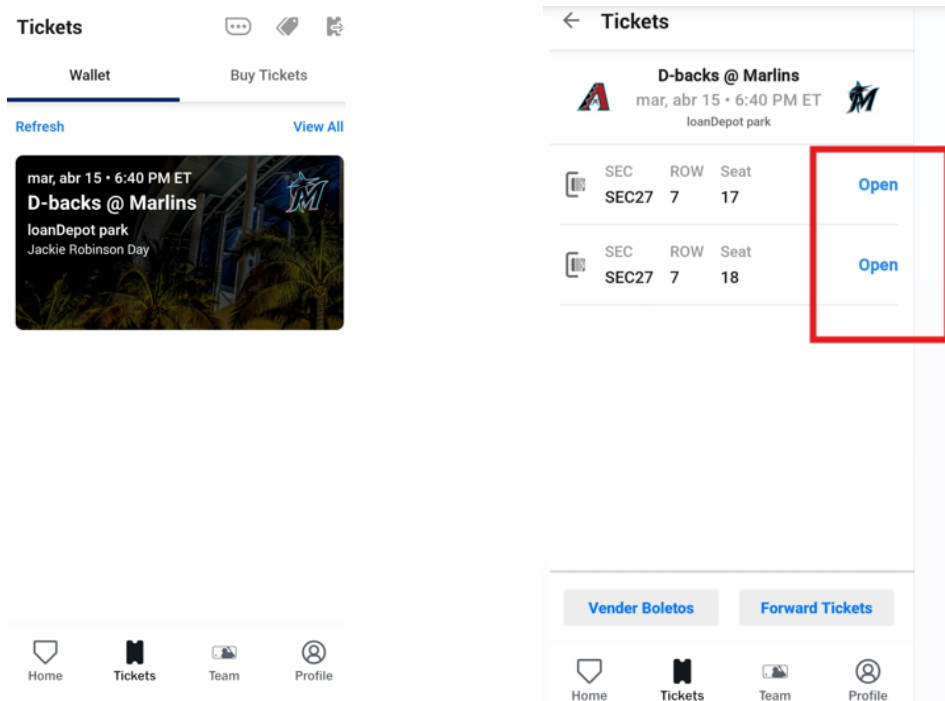
Apellido

Fecha de Nacimiento MM/DD/AAAA

From the app, you'll be sent an email to confirm your email address:



Once you have verified your email address, you'll be able to see your tickets in the app:



You'll have to open the tickets and show them on the day of the game to enter.

You can't take screenshots of the tickets.

We recommend opening the tickets before the day of the game and adding them to your Apple Wallet or Google Wallet to be able to use them without internet connection.

If you have issues accessing the tickets on the day of the game, you can go to the ticket office at the stadium.