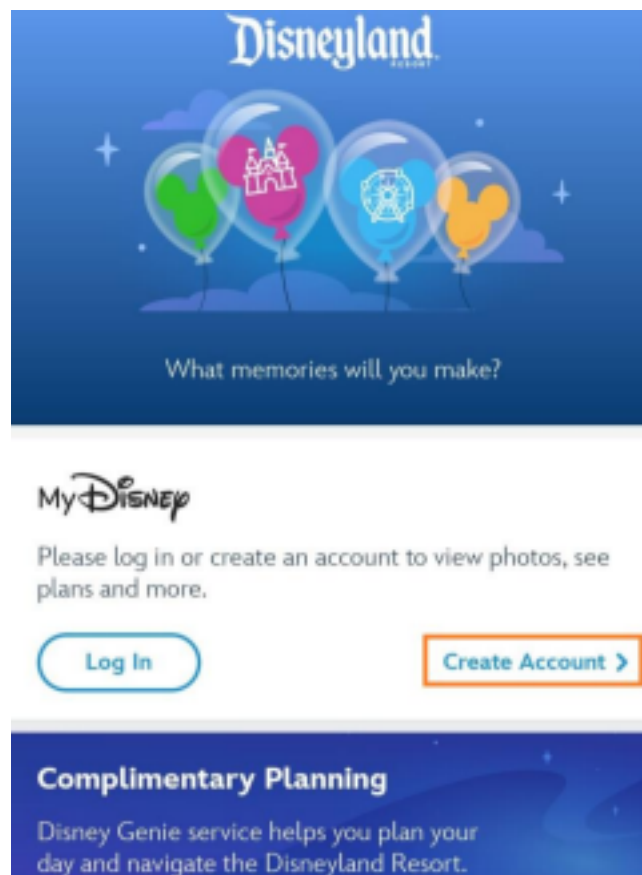


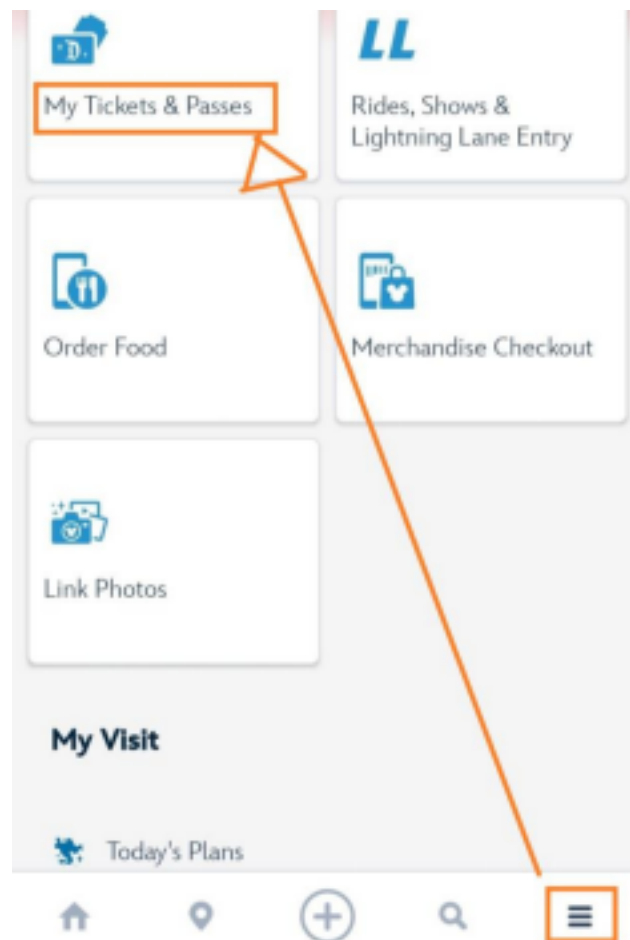
1) Download the Disneyland App:



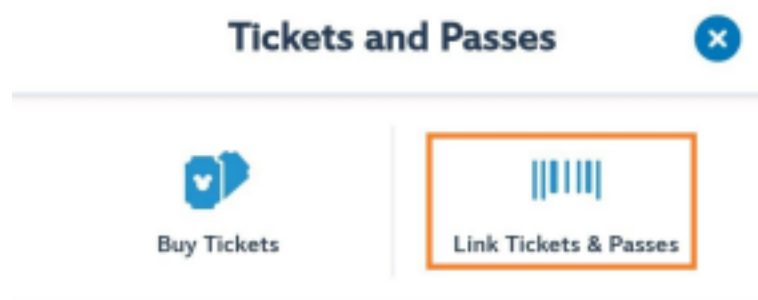
2) Create an account:



3) Once you have created your account, log in and click on "My Tickets & Passes" in the menu:

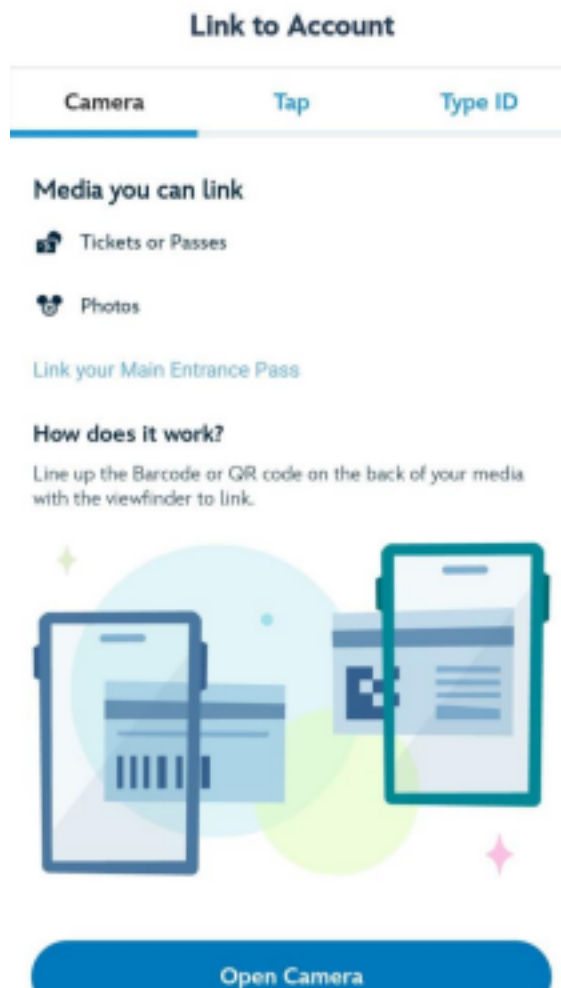


4) Click on “Link Tickets & Passes”:

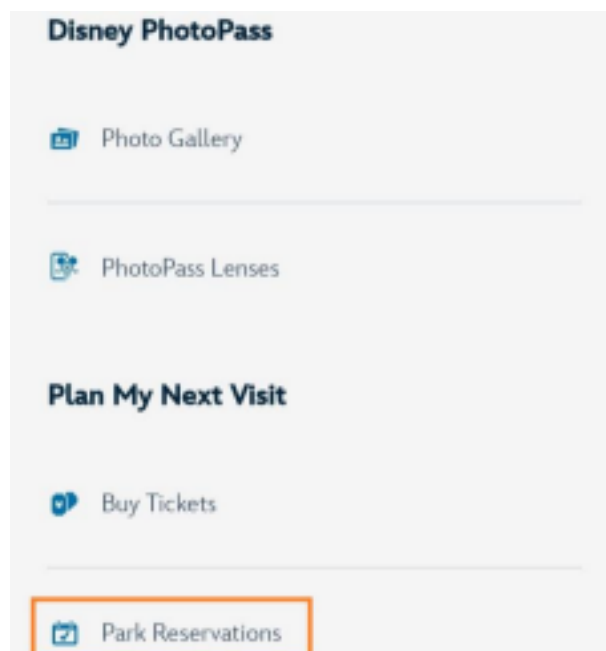


Link tickets and passes, buy tickets, or buy Magic Key passes with the app to see them here. Show your digital barcodes at the Main Entrance to enter the park. Digital barcodes can be used for park entry on the first day of multi-day tickets.

5) You can scan the tickets with your phone or enter the ID numbers manually:



6) Then, go to the main menu and click on “Park Reservations”:



7) Then all you have to do is click on “Make or Modify Park Reservations,” where you can

select the date of your visit and the park you'd like to visit:

Know Before You Go

Theme Park Tickets & Reservations

Before you visit a park, you'll need both a park reservation and valid ticket or Magic Key pass for the same park on the same date for each day you plan to visit.

To purchase a ticket and make a park reservation:

Select Ticket

If you've already purchased a ticket or Magic Key pass:

Make or Modify Park Reservations

Park Ticket Availability

Magic Key Calendar

8) Review your park reservation, accept the Terms and Conditions, and select "Confirm" to complete the reservation. Once you're done, you'll receive a confirmation email. If you have a multi-day pass, repeat the process to make reservations for each day of the pass.

Terms and Conditions

Reservations are limited in number and subject to availability. They are not final until you receive a confirmation number via email. You can link other valid tickets to your account to make a group reservation.

Reservations can be made in advance during a specific period, on an ongoing basis, as determined by Disney and as set forth in the corresponding availability calendars. The duration of advance booking periods may vary.

Reservations can be modified or canceled under "My Theme Park Reservations." If you want to cancel an existing reservation and make a new one, first check availability for your new date or park selection.

Any reservations that are transferred or sold will become invalid and have no cash value. Unused reservations expire at the end of the day, are forfeited, and are not replaced.

If duplicate QR codes are presented, Disney may deny admission. Disney reserves the right to reschedule or cancel reservations, admission tickets, or purchases at any time and for any reason, without liability, and to issue the appropriate refunds.

Certain parks, attractions, restaurants, experiences, services, and other offerings may be subject to change or may not be available, may have limited capacity, and may be subject to limited availability or even closure. Offers are not guaranteed.

1-Day Ticket to 1 Park

To enter a park, you must have a reservation for the theme park and a valid ticket for that same park on the same date.

Multi-Day Ticket

Multi-day tickets require a reservation for the selected theme park on each of the days the ticket is valid.