

Voucher / voucher code redemption on the website/ivie App

In order to redeem the 12-digit voucher code (number order - starting with 7) into a Vienna City Card, you must redeem the voucher code on our homepage or via the ivie app.

To do this, visit our homepage: <https://www.viennacitycard.at/>

There you will see the “Redeem voucher code” field in the bottom right area of the homepage.



Alternatively, you can also use the following link to redeem the voucher code:

<https://www.viennacitycard.at/en/gift-voucher/redeem-voucher/>

Redeem Code:

Redeem voucher

Voucher

REDEEM VOUCHER NOW →

In the next step you'll see the detailed information to your included card type. Following you will need to enter your personal data and as well the start date of the VCC and the public transportation ticket.

You'll have to check the box, that you have entered all information correctly, since once the card is activated, it is not possible to change the settings

Configure your card/s

Card 1 - 24h Vienna City Card

Firstname*

Lastname*

Email*

Set validity

Choose when you would like to use your Vienna City Card for public transport in Vienna:

Date
14.06.2024

Time (Vienna local time)
14:25



Caution! Start and end dates must be within your stay period. The time and date cannot be in the past. Dates can only be up to 8 weeks in the future.

I hereby confirm the selected date and time for the start of my public transport ticket with the Wiener Linien. It is not possible to change or cancel this information at a later date.*

The next step shows you the summary of your redemption:

Redeem voucher

PRODUCT	NAME	CARD PRICE	PRICE
24H VIENNA CITY CARD - 14.06.2024	Test TestV	0,00 €	0,00 €
Total order value (incl. taxes)			0,00 €

Because of technical reasons it is currently not possible to redeem discount codes. We are working on a solution.

EMPTY CART

NEXT →

The next step allows you to choose, if you want a mobile ticket for the ivie-app or a Print@home ticket:

Redeem voucher

Order details

Firstname*	Test	Lastname*	TestV
Email*	test@vcc.at	Country*	Austria

How would you like to receive your Vienna City Card?

Mobile app ticket

The "ivie" app has to be installed for the app ticket. (The operating system must not be older than Android 7 or iOS 14).

print@home ticket

The print@home ticket has to be printed out in its original size. It is not permitted to show this ticket on your smartphone.



It is not possible to use a print@home ticket in the "ivie" app. It is also not possible to use a mobile app ticket as a print@home ticket.

* Mandatory field

← BACK

NEXT →

At the checkout page you'll need to accept the general term and conditions:

Checkout

PRODUCT	NAME	CARD PRICE	PRICE
24H VIENNA CITY CARD - 14.06.2024	Test TestV	0,00 €	0,00 €
Total order value (incl. taxes)			0,00 €

Shipping
print@home ticket

Here you will find information about your [right of cancellation](#).

Here you will find information about our [company](#).

Here you will find information on our [privacy policy](#).

I have read and accept the [general terms and conditions](#).*

I would like to subscribe to the Vienna Newsletter of the Vienna Tourist Board.

* Mandatory field

← CONTINUE SHOPPING

REDEEM VOUCHER →

After clicking on redeem voucher, you'll get an email with your ticket - **Print@home ticket**



The activation of the Mobile app ticket for ivie App

[Vienna City Card](#)
[Benefits](#)
[Add Ons](#)
[Gift Voucher](#)
[Shop](#)

Order details

Firstname*
Lastname*

Email*
Country*

How would you like to receive your Vienna City Card?

Mobile app ticket

The "ivie" app has to be installed for the app ticket. (The operating system must not be older than Android 7 or iOS 14).

print@home ticket

The print@home ticket has to be printed out in its original size. It is not permitted to show this ticket on your smartphone.

i It is not possible to use a print@home ticket in the "ivie" app. It is also not possible to use a mobile app ticket as a print@home ticket.

* Mandatory field

← BACK
NEXT →

At the checkout page you'll need to accept the general term and conditions:

PRODUCT	NAME	CARD PRICE	PRICE
24H VIENNA CITY CARD - 14.06.2024	TEST VST	0,00 €	0,00 €
Total order value (incl. taxes)			0,00 €

Shipping
Mobile app ticket

Here you will find information about your **[right of cancellation](#)**.
 Here you will find information about our **[company](#)**.
 Here you will find information on our **[privacy policy](#)**.

- I have read and accept the **[general terms and conditions](#)**.*
- I would like to subscribe to the Vienna Newsletter of the Vienna Tourist Board.

* Mandatory field

← CONTINUE SHOPPING
REDEEM VOUCHER →


After clicking on redeem voucher, you'll get an email with the 6-digit activation code for the ivie app.

thanks for buying the Vienna City Card.

Your order number is: 002361

Your chosen delivery method: "ivie" APP Ticket

24h Vienna City Card (TEST VST)

Activation Code: FN1LH9 

[Transfer your ticket directly to the "Ivie" APP here](#)

Please note: For using the app ticket please install the ["ivie" APP](#) [The Official Online Travel Guide of the City of Vienna](#). It is not possible to change or cancel the selected date, the time, or the name of your Vienna City.

Your activation code can only be used once. If your card is already installed on your smartphone it is not possible to transfer it on another device.

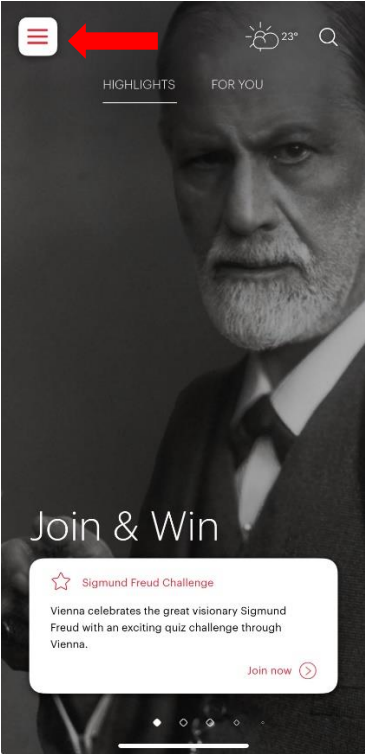
Details to our [benefit partners](#) can be found on our [website](#) or in our ["ivie" app](#).

For any further questions please contact us via mail [info\(at\)viennacitycard.at](mailto:info(at)viennacitycard.at) or under [+43 1 236 00 24](tel:+4312360024) (daily from 9:00 a.m. to 6:00 p.m.).

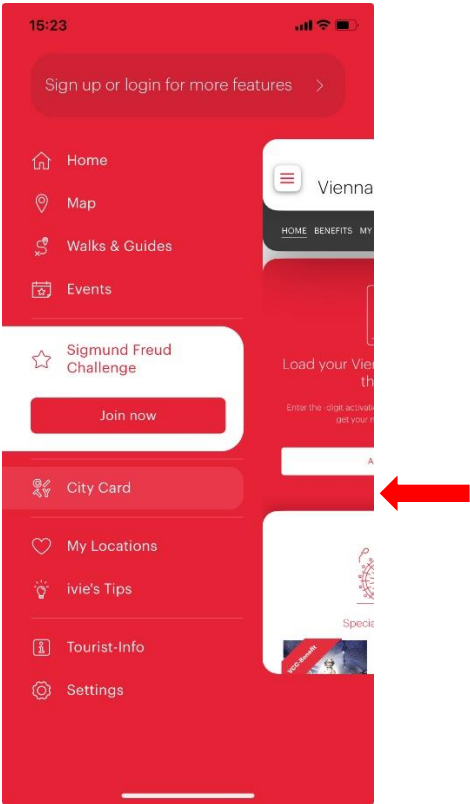
For further information please visit viennacitycard.at or have a look at our [FAQs](#).

To explore Vienna already before your trip, visit ["The Official Online Travel Guide of the City of Vienna"](#).

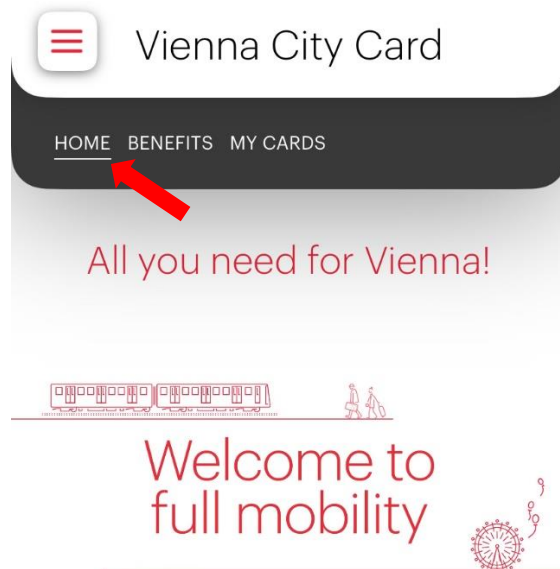
Instal the ivie app and click on the menu button.



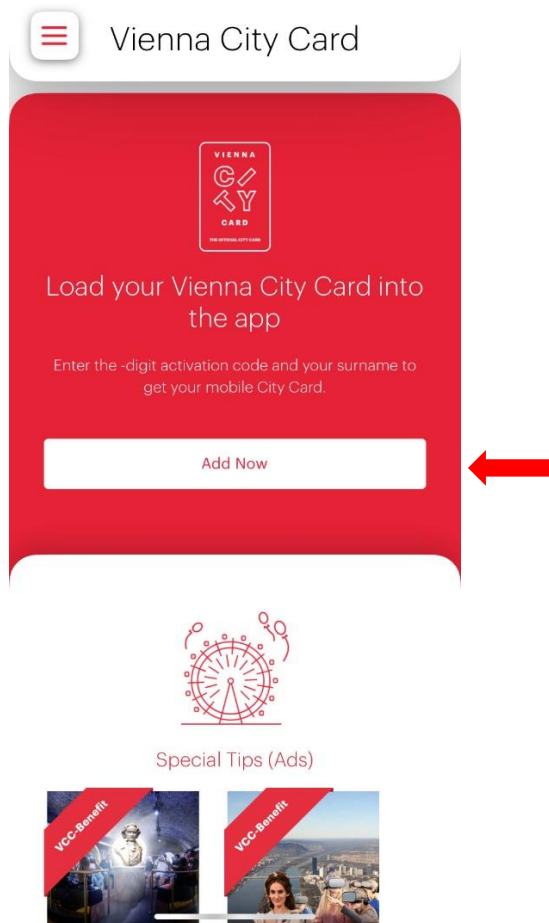
Then you need to choose tab “City Card”



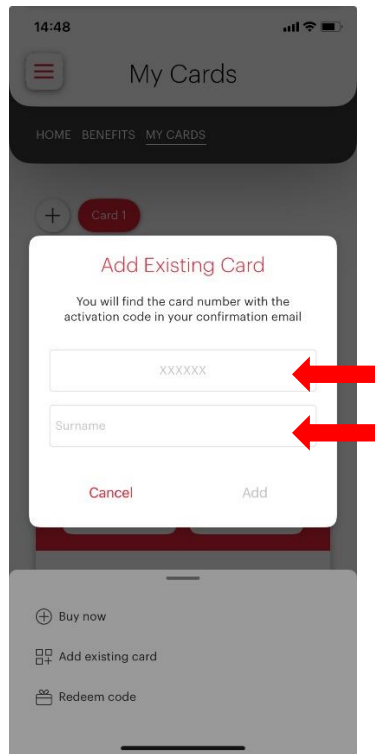
At the next step click tab “Home” at the menu of the “City Card” Tab



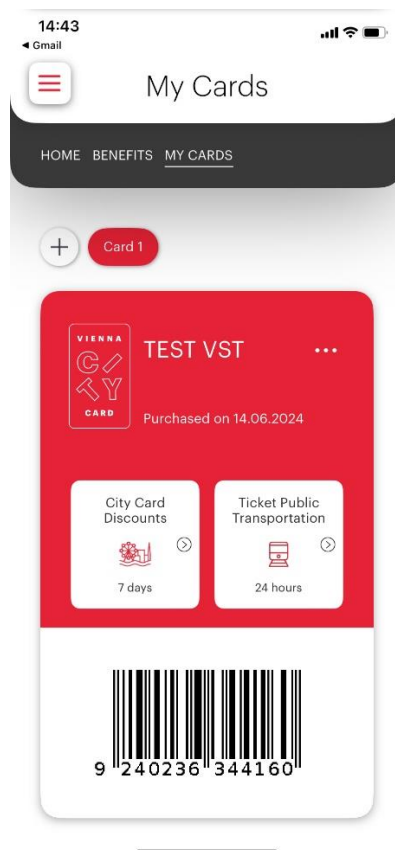
And after that click “Add Now”



Then you will need to add your 6-digit activation code and your Surname



After that you will see your Vienna City Card in the ivie app



By clicking the "Ticket Public Transportation" tab, you will see your current public transport ticket, where you can see the period of validity and which you must present forward in the event of an inspection.



My Cards

Ticket Public Transportation



Vienna City Card 24h



Gültig von
14.06.2024 14:42

Gültig bis
15.06.2024 14:42



Close

9 "240236" 344160"